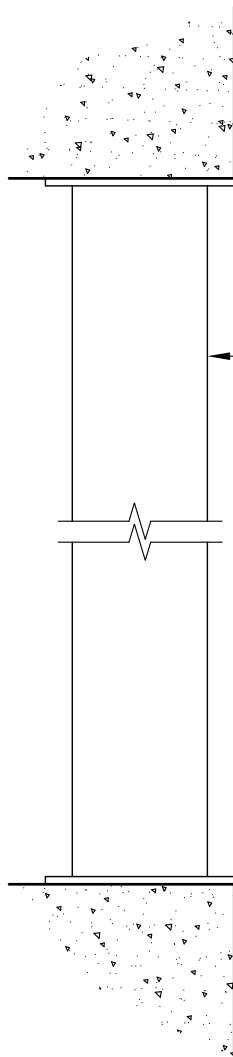
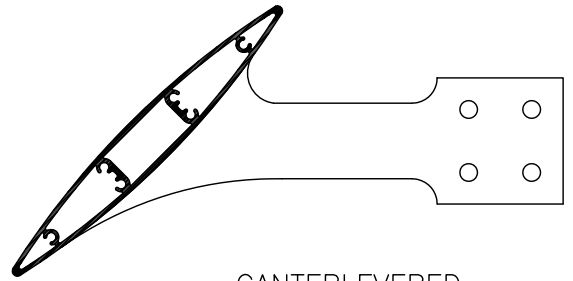


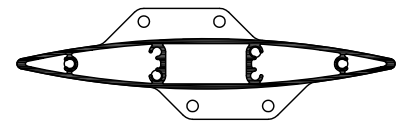
PLAN SECTION
(BLADES MOUNTED VERTICALLY)



END VIEW

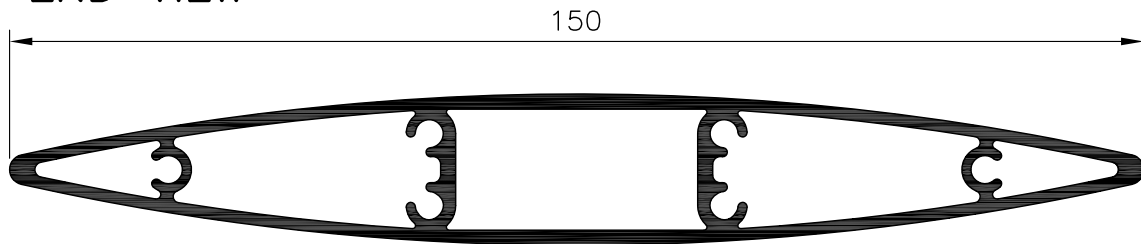


CANTERLEVERED



REVEAL FIX

BRACKET OPTIONS
(FOR EXISTING STRUCTURE)



MF150 BLADE

MF150
ELLIPTICAL FIN – REVEAL FIXED

BLADES CAN ALSO BE MOUNTED HORIZONTALLY
ALSO AVAILABLE FOR MF90, 200, 300, 400, 600 AND 800

www.maximlouvres.com.au

maxim
louvres

DWG No.: MF150-REVEALFIXED
DWG DATE: 03-02-2011